

ROAD SAFETY IN THE FLEURIEU AND KANGAROO ISLAND REGION

A report of road crashes in the Fleurieu and Kangaroo Island Region 2015-2019

Road Trauma in South Australia

The annual number of lives lost on road and serious injuries is traditionally used as an indicator of road safety in South Australia. The South Australian Road Safety Strategy 2020 – *Towards Zero Together* has a target to reduce lives lost and serious injuries by at least 30% by 2020.

There were 114 lives lost recorded on South Australian roads in 2019. This is 34 more than the 80 lives lost recorded in 2018 and is 19 more than the previous 5 year average (2014 – 2018) of 95 lives lost.

Serious injuries have increased from 576 in 2018 to 833 in 2019, the highest recorded total of serious injuries in a given year. The number is also 24% higher than the previous 5 year average (2014 – 2018) of 672 serious injuries per year.

Road Trauma in the Fleurieu and Kangaroo Island Region

Each year on average 7 people are killed and 44 are seriously injured on roads in the Fleurieu and Kangaroo Island region. Residents of the region represent 3% of the total population of South Australia and account for 7% of fatalities in South Australia and 6% of all serious injuries.

Table 1 shows the number and percentage of casualty crashes in 2015-2019 by district council.

Table 1 –Casualty crashes, Fleurieu and Kangaroo Island Councils, South Australia, 2015-2019

Local Government Areas	Fatal crashes (%) ¹	Serious crashes (%) ¹	Minor crashes (%) ¹	Total
Kangaroo Island (DC)	5 (19%)	21 (12%)	56 (10%)	86 (11%)
Alexandrina (DC)	12 (46%)	97 (55%)	277 (51%)	384 (52%)
Victor Harbor (DC)	4 (15%)	26 (15%)	112 (21%)	145 (19%)
Yankalilla (DC)	5 (19%)	32 (18%)	96 (18%)	133 (18%)
TOTAL	26	176	541	743

There was a total of 743 casualty crashes recorded in the Fleurieu and Kangaroo Island region in the 5 years 2015 – 2019.

¹ Percentages are rounded and made up to a total of 100%

Figure 1 and Table 2 shows the contribution of each council to the overall number of casualty crashes by year in the Fleurieu and Kangaroo Island Region for the last 5 years.

Figure 1 – Number of casualty crashes, 2015-2019

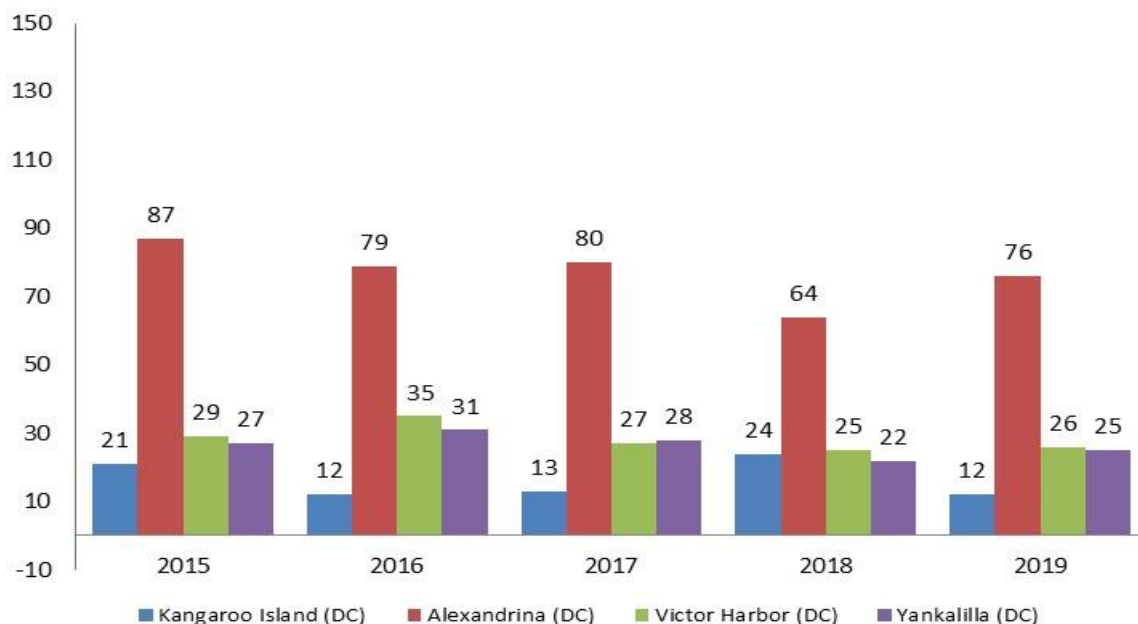


Table 2 – Number of casualty crashes, 2015-2019

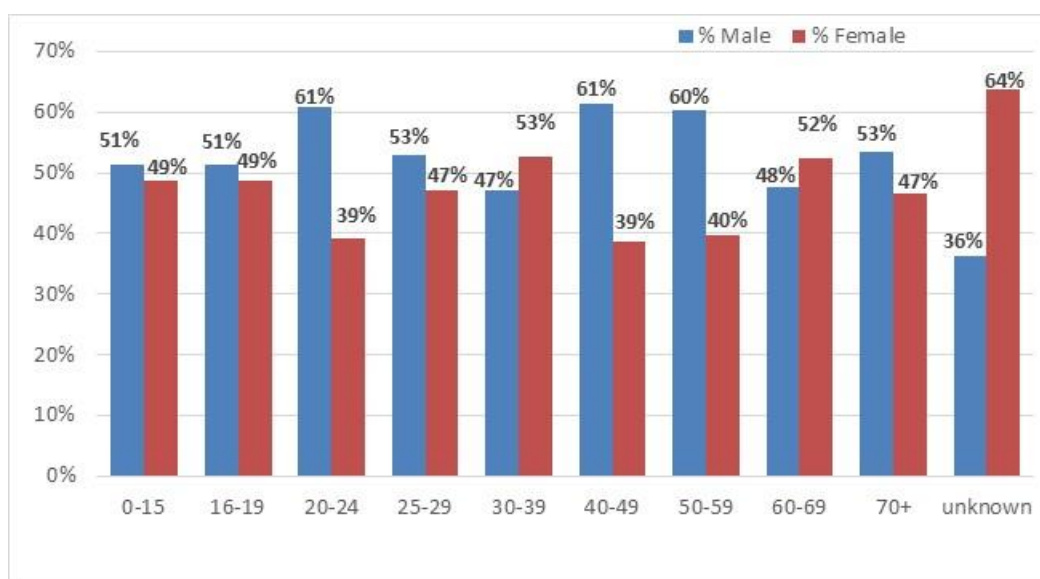
Local Government Areas	2015	2016	2017	2018	2019	Total
Kangaroo Island (DC)	21	12	13	24	12	82 (11%)
Alexandrina (DC)	87	79	80	64	76	386 (52%)
Victor Harbor (DC)	29	35	27	25	26	142 (19%)
Yankalilla (DC)	27	31	28	22	25	133 (18%)
TOTAL	164	157	148	135	139	743

Table 3 shows the contribution of each council to the overall number of casualties as opposed to crashes in the Fleurieu and Kangaroo Island Region. There were 1,021 casualties as a result of the 743 crashes in the Fleurieu and Kangaroo Island region.

Table 3 - Number of casualties (fatalities, serious and minor injuries), 2015-2019

Local Government Areas	2015	2016	2017	2018	2019	Total
Kangaroo Island (DC)	42	16	20	38	13	129 (13%)
Alexandrina (DC)	119	100	105	89	103	516 (51%)
Victor Harbor (DC)	38	45	36	35	36	190 (19%)
Yankalilla (DC)	37	41	38	34	36	186 (18%)
TOTAL	236	202	199	196	188	1,021

Figure 2 – Percentage of casualties by age and gender, 2015-2019



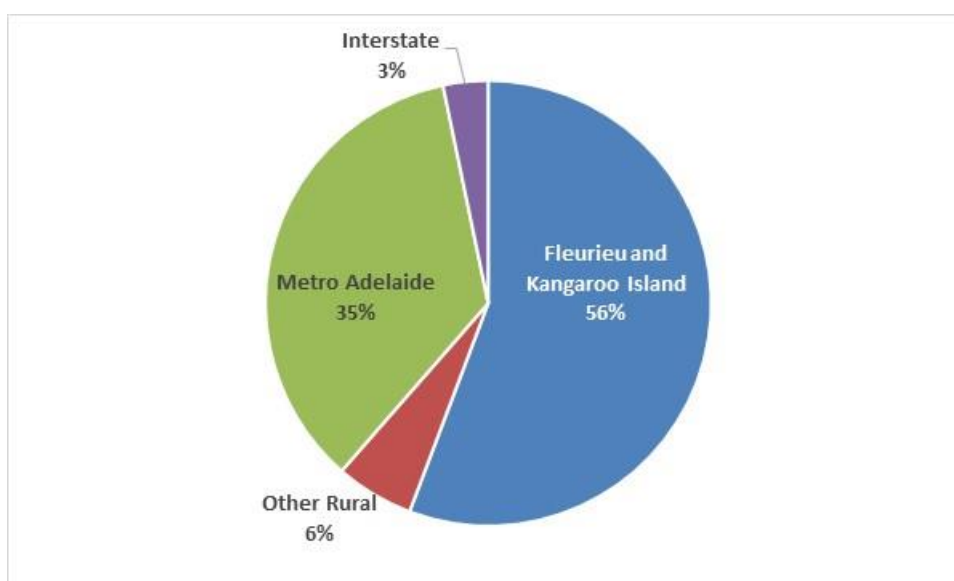
- There were a total of 1,021 casualties for the 5 year period 2015-2019.
- 54% were male and 46% were female.
- Casualty numbers were high in the younger age groups, with 16-24 year olds representing the highest numbers.
- 24% of road user casualties in this region are 16-24 year olds.
- People aged 16 to 24 year old in this region make up 9% of the population, but accounted for 23% of all fatalities and 18% of all serious injuries for the years 2015-2019.

Table 4 – Casualties by age and type of casualty, 2015-2019

Road User	0-15	16-19	20-24	25-29	30-39	40-49	50-59	60-69	70+	Unknown	Total
Driver	1	69	89	56	95	60	67	66	82	8	593
Passenger	70	28	28	22	27	11	18	16	25	14	259
Motor cyclist (including pillion)	2	13	10	3	13	13	22	13	8	0	97
Cyclist	3	1	3	2	8	11	7	6	3	45	45
Pedestrian	7	0	0	2	1	1	2	4	10	0	27
Total	83	111	130	85	144	96	116	105	128	67	1,021

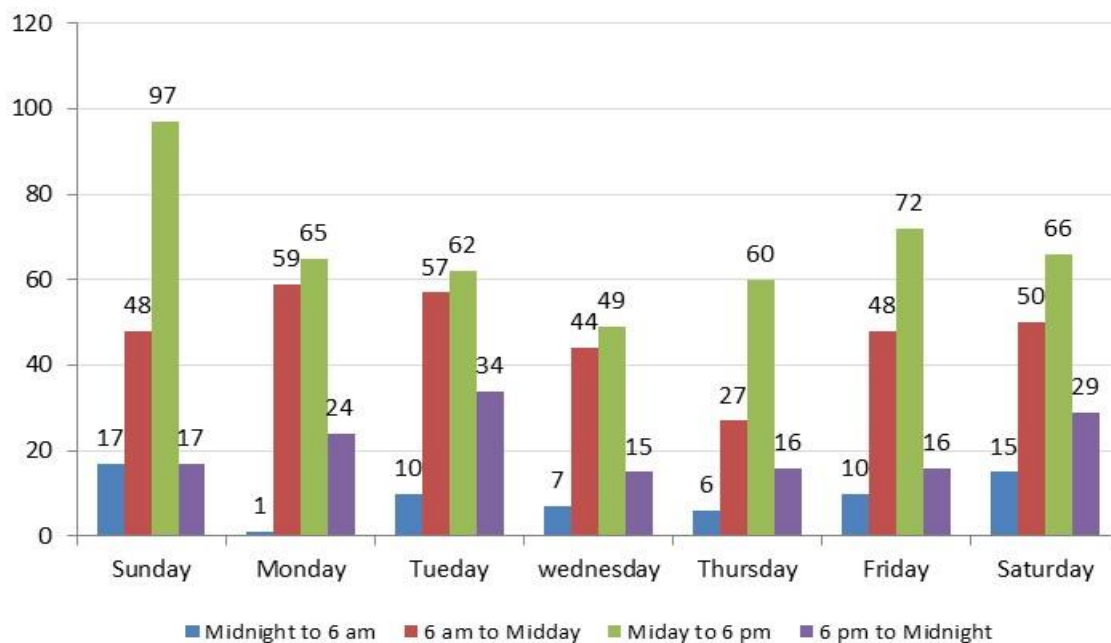
- Like most areas, drivers and passengers (vehicle occupants) make up the majority of road user casualties in the Fleurieu and Kangaroo Island region.
- 27 (4%) of the vehicle occupant casualties were not wearing a seatbelt at the time of the crash.

Figure 3 – Residence of driver and rider casualties, 2015-2019



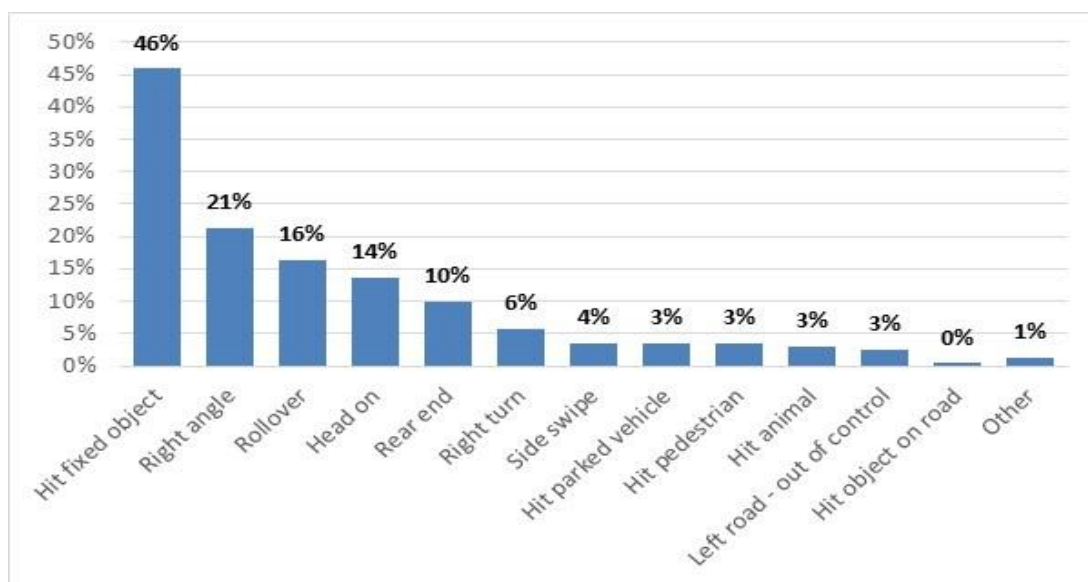
- 56% of driver and rider casualties that occur in the Fleurieu and Kangaroo Island region are residents of the region.
- 35% are residents in the Adelaide Metropolitan area.
- 6% are from other rural areas in South Australia.
- 3% are from interstate.

Figure 4 – Casualty crashes by time of day/day of week, 2015-2019



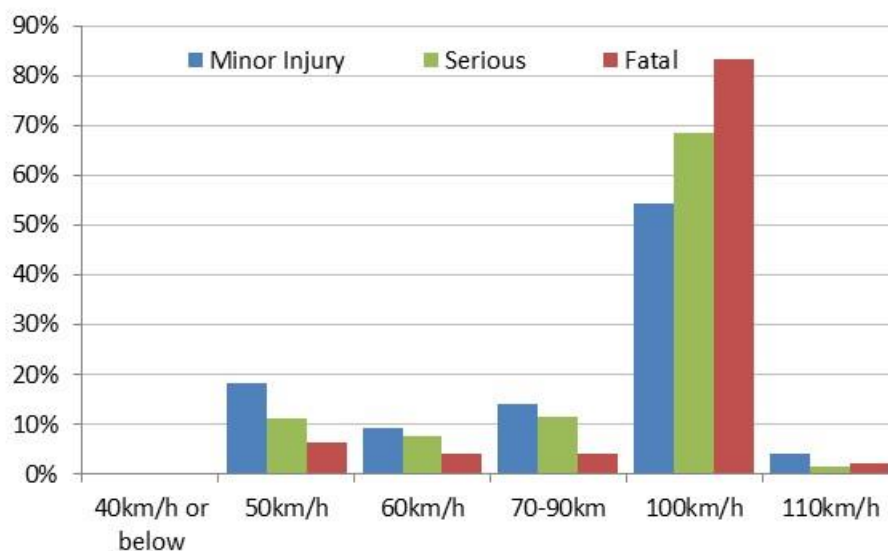
- While crashes can occur at any time, the most common time for a casualty crash to occur in the Fleurieu and Kangaroo Island Region is midday to 6 pm.

Figure 5 – Casualty crashes by crash type, 2015-2019



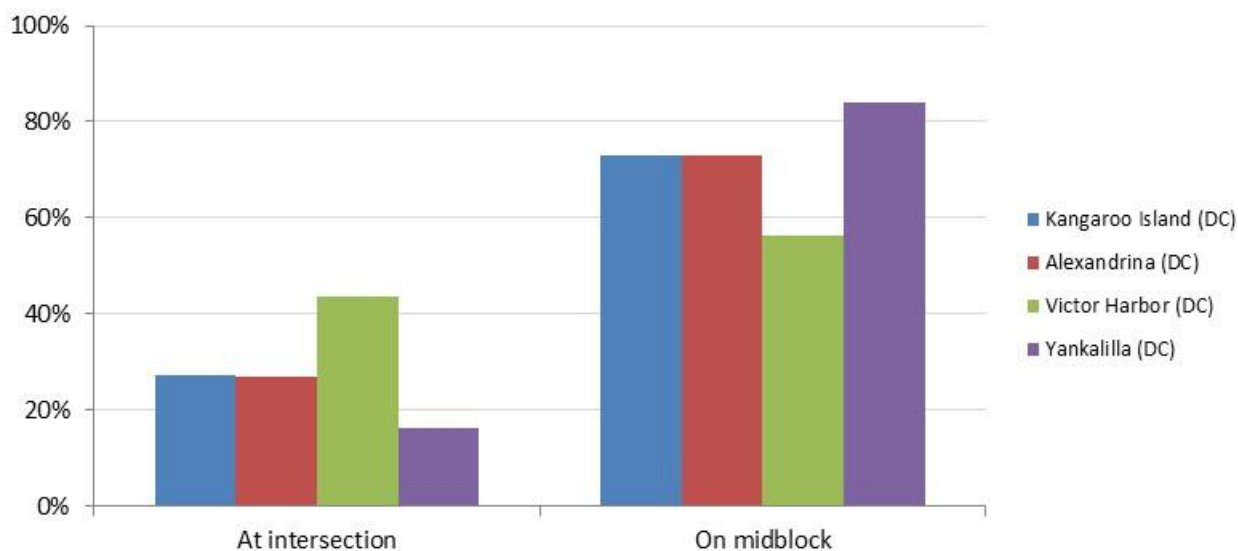
- The majority of casualty crashes are the result of a vehicle hitting a fixed object.

Figure 6 – Casualty crashes by speed limit of road, 2015-2019



- 59% of all casualty crashes in the Fleurieu and Kangaroo Island region occur on roads where the speed limit is 100 km/h.
- 83% of the fatal crashes occurred on roads posted at 100 km/h.

Figure 7 – Where casualty crashes occurred within the councils of Fleurieu and Kangaroo Island Region, 2015-2019



- 28% of all casualty crashes in the Fleurieu and Kangaroo Island region occur at intersections, while the remaining 72% occur at ‘midblock’ sections where there are no intersecting roads.
- The highest percentage of crashes occurring at intersections is 44% at Victor Harbor.

Definitions for crash and casualty types:

Casualty Crash - A crash where at least one fatality, serious injury or minor injury occurs.

Casualty – A fatality, serious injury or minor injury.

Fatal Crash - A crash for which there is at least one fatality.

Fatality - A person who dies within 30 days of a crash as a result of injuries sustained in that crash.

Serious Injury Crash - A non-fatal crash in which at least one person is seriously injured.

Serious Injury - A person who sustains injuries and is admitted to hospital for a duration of at least 24 hours as a result of a road crash and who does not die as a result of those injuries within 30 days of the crash.

Minor Injury Crash - A crash for at least one person sustains injury but no person is admitted to hospital or dies within 30 days of the crash.

Minor Injury – A person who sustains injuries requiring medical treatment, either by a doctor or in a hospital, as a result of a road crash and who does not die as a result of those injuries with 30 days of the crash.